

Guide to Garden Grove's Construction & Demolition Recycling Ordinance

Updated 2/14/2022



WHY IS THERE A RECYCLING ORDINANCE?

Effective January 2019, the City adopted a Construction and Demolition Waste Recycling Program Ordinance (Municipal Code Chapter 18.60) to help comply with the California Green Building Standards Code and Waste Management Act recycling requirements. State Law requires that construction and demolition projects divert 65% diversion of all non-hazardous construction materials from landfills. This program includes a requirement for refundable security deposits, diversion plans and diversion



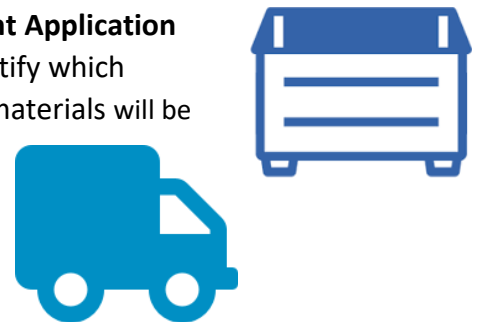
reporting, that will assist the City in monitoring and obtaining compliance. The majority of construction debris can be reused or recycled, conserving natural resources and saving valuable landfill space.

WHAT IS CONSTRUCTION & DEMOLITION (C&D) DEBRIS?

Common C&D materials are non-hazardous waste that include lumber, drywall, metals, masonry (brick, concrete, etc.), carpet, plastic, pipe, rocks, dirt, paper, cardboard, or green waste related to land development.

HOW TO COMPLY

- Step 1** When applying for a Building Permit or submitting plans at the Building Counter, it will be determined if a Construction Waste Management Plan is required. This application will need to be completed online using the Green Halo System at www.gardengrove.wastetracking.com
 - **A Step By Step User Guide is included for reference.**
 - **If you do not have access to a computer, paper applications will be available. A separate processing fee will be incurred in addition to the admin fee.**
- Step 2** Pay Security Deposit Fee. **Read the instructions on the back page of the deposit invoice. SAVE your deposit invoice to obtain your refund.**
- Step 3 Complete and submit the Construction Waste Management Application Online** when plans have been approved and permit is issued. Identify which authorized recycling / transfer facility you will be using and what materials will be generated.
 - Options for Recycling & Disposal:
 - (1) Order a roll off bin through City's exclusive hauler Republic Services OR (2) Self Haul using City Approved Facilities (See Last Page)
 - **When ordering your bin from Republic Services "Roll Off Bin" service, it must be specified as "Construction Bin"**



Guide to Garden Grove's Construction & Demolition Recycling Ordinance

- Step 4** Keep a copy of the approved Construction Waste Management Plan on the job site for the duration of the project.
- Step 5** Every time construction and demolition waste is hauled to an authorized location, you will receive a weight ticket(s). **SAVE ALL weight ticket(s) for the duration of the project.**
- Step 6** Upload online only the weight ticket(s) indicating C&D (CDP) and/or Diversion Report for review.
- Step 7** Security Deposit Refund will be issued once all recycled materials demonstrate compliance and include the following information:
 - **Information about the facility**
 - **Tonnage Amounts**
 - **Source/Origin- Garden Grove**
 - **Appropriate coding to indicate that the material was properly recycled as construction and demolition debris- It is incumbent upon the Contractor/Owner to tell the weight master/scalehouse attendant at waste processing facility to process waste as "Construction & Demolition", not Greenwaste or MSW/Trash and review tickets prior to leaving facility to ensure City receives diversion.**



Contractor/Owner is responsible for thoroughly reviewing waste ticket(s) prior to submittal to Green Halo System at www.gardengrove.wastetracking.com. No correction or resubmittal of waste tickets is allowed. All decisions are final.

It will take approximately 6-8 weeks from the date all required documents were submitted and deemed as “complete and compliant”. Failure to submit required documents will result in Security Deposit Forfeiture.

**Construction Waste Management Plan
Online System (Green Halo)
Step-By-Step Guide**



*Green Halo Online System
Assistance & Questions
888-525-1301*

*CWMP Plan Approval, Completed
Questions & Security Deposit Refund
Environmental Division
13802 Newhope St.
Garden Grove, CA 92840
714-741-5188
cdprogram@ggcity.org*

*Permit Questions
Building & Safety Division
11222 Acacia Pkwy.
Garden Grove, CA 92840
714-741-5307*

SAMPLE WASTE TICKET

EXAMPLE: WEIGHMASTER CERTIFICATE

THIS IS TO CERTIFY that the following described commodity was weighed, measured, or counted by weighmaster, whose name/signature is on this certificate, who is a recognized authority of accuracy, as prescribed by Chapter 7 (commencing with Section 12700) of Division 5 of the California Business and Professions Code, administered by the Division of Measurement Standards of the California Department of Food and Agriculture.

TICKET NO. :	3087076	TRUCK NO. :	1
WEIGHMASTER:	EDWARD	LICENSE:	

CASH CUSTOMER / FLAT RATE

CASH CUSTOMER / CONTAINER: 5.50

Source: GARDEN GROVE
CDP - C & D Public
Fees:

TIMEIN:	09:11:14 AM
TIMEOUT:	09:11:14 AM
DATE:	7/7/2020
GROSS Tons:	8.97
TARE Tons:	5.50
NET Tons:	3.47
ADJUSTED Tons:	3.47
DEPOSIT AMT:	\$0.00

QUANTITY:	3.470	PRICE PER:		COST:	
-----------	-------	------------	--	-------	--

ORIGINAL

1 APPROVED FACILITY NAME & ADDRESS

2

3

4

TICKETS MUST HAVE FOLLOWING:

- ① Facility Information Listed
- ② Net Tonnage
- ③ Origin- Garden Grove
- ④ Construction & Demolition (C&D, CDP)

Construction Waste Management Plan Online System (Green Halo) *Step-By-Step Guide*



Three main steps are involved when creating your Construction Waste Management Plan (CWMP).

1. Create an account with www.gardengrove.wastetracking.com
2. Log in to account and submit a CWMP plan
3. Upload weight tickets and submit for final review to complete the CWMP process.



Construction Waste Management Plan Online System (Green Halo) Step-By-Step Guide

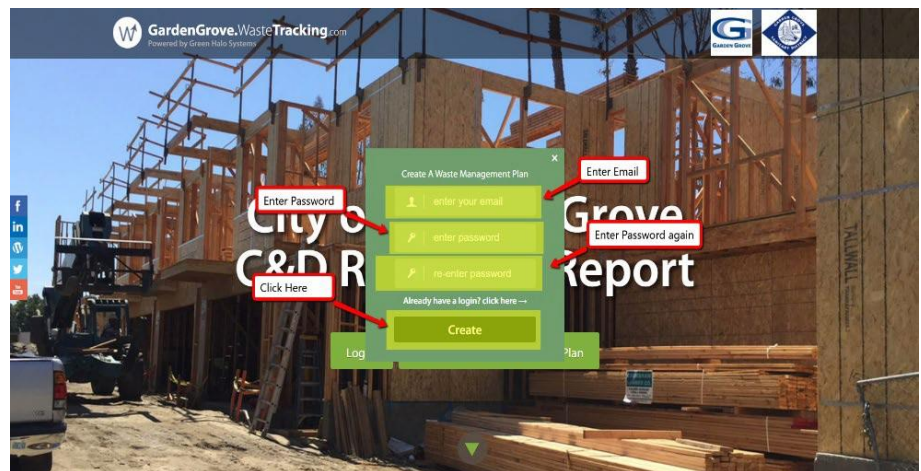


Step 1 - Creating an Account

Click on “Create a Waste Management Plan”

Enter Project Name and Street Address and click on “New Account”

Enter your email and enter password twice and click on “Create”



Construction Waste Management Plan Online System (Green Halo) Step-By-Step Guide



Create Your Account

1 SELECT PLAN 2 ENTER COMPANY INFO 3 ENTER PAYMENT INFO 4 CONFIRM & SUBMIT

BACK NEXT STEP

Please complete the following information to create your account.

Log In Profile

Email*

Confirm Email*

Password*

Confirm Password*

User Profile

First Name*

Last Name*

Position*

Company Name*

Company Website* I do not have a website
Enter your Company Website

Address Line 1*

Address Line 2

Zip*

Phone* - - ext

How you heard about us*

NEXT STEP

Step 1 - Creating an Account

Enter information on all require fields:

- Valid Email Address
- Password
- First/Last Name
- Position
- Company Name
- Company Website
- Address
- Zip Code
- Phone
- How you heard about Green Halo

Click on "Next Step" Review information for accuracy and then click on "Confirm". Check your email for a confirmation email. If you do not receive an email within 10 minutes, check your Spam folder. Contact Green Halo at 1 (888) 525-1301 if you are unable to receive a confirmation email.

Construction Waste Management Plan Online System (Green Halo) Step-By-Step Guide



(imperial units) (metric units) Select Language FOR CUSTOMER SERVICE CALL 1-888-525-1301 Questions? Live Chat!

Select Language	Bulgarian	Esperanto	Haitian Creole	Italian	Latin	Mongolian	Russian	Spanish	Ukrainian
Afrikaans	Catalan	Estonian	Hausa	Japanese	Latvian	Myanmar (Burmese)	Samoan	Sundanese	Urdu
Albanian	Cebuano	Filipino	Hawaiian	Javanese	Lithuanian	Nepali	Scots Gaelic	Swahili	Uyghur
Ambare	Chichewa	Finnish	Hebrew	Kannada	Luxembourgish	Norwegian	Serbian	Swedish	Uzbek
Arabic	Chinese (Simplified)	French	Hindi	Kazakh	Macedonian	Odia (Oriya)	Sesotho	Tajik	Vietnamese
Armenian	Chinese (Traditional)	Frisian	Hmong	Khmer	Malagasy	Pashto	Shona	Tamil	Welsh
Azerbaijani	Corsican	Galician	Hungarian	Kinyarwanda	Malay	Persian	Sindhi	Tatar	Xhosa
Basque	Croatian	Georgian	Icelandic	Korean	Malayalam	Polish	Sinhala	Telugu	Yiddish
Belarusian	Czech	German	Igbo	Kurdish (Kurmanji)	Maltese	Portuguese	Slovak	Thai	Yoruba
Bengali	Danish	Greek	Indonesian	Kyrgyz	Maori	Punjabi	Slovenian	Turkish	Zulu
Bosnian	Dutch	Gujarati	Irish	Lao	Marathi	Romanian	Somali	Turkmen	

Welcome! **Raquel Manson**
Garden Grove, CA

Jurisdiction Totals (in tons)
0.00 Reused 1,792.50 Recycled 724.52 Disposed

SEARCH DICTIONARY SUGGESTIONS REPORT BUG LOG OUT

Search All FIND

Step 2 – Create and Submit a CWMP

For text to be converted to other languages, click on the top of the page under “Select Language” and select from the drop down menu

After logging into system, click on “Add Another Project”

STATISTICS SETTINGS RECYCLER SEARCH DICTIONARY SUGGESTIONS REPORT BUG LOG OUT

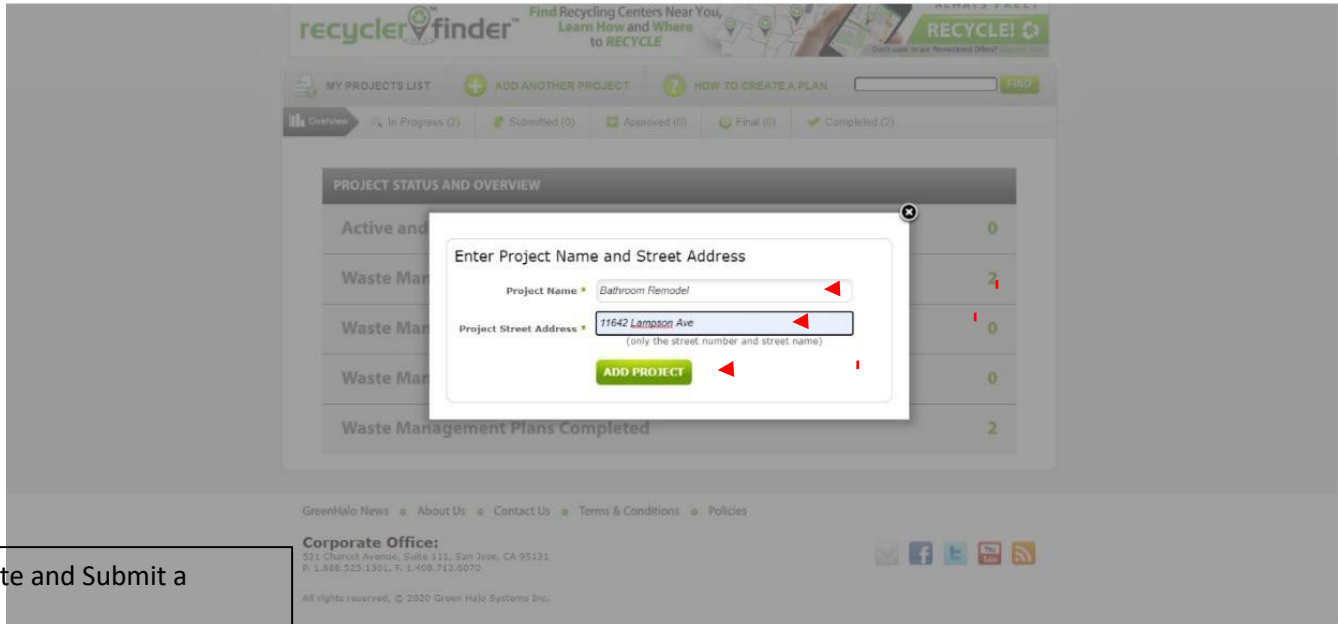
NEED DEMOLITION? CALL 1888.714.7444 FOR FREE ESTIMATES

MY PROJECTS LIST **+** ADD ANOTHER PROJECT **?** HOW TO CREATE A PLAN FIND

Overview In Progress (1) Submitted (0) Approved (0) Final (0) Completed (2)

PROJECT STATUS AND OVERVIEW	
Active and Approved Waste Management Plans	0
Waste Management Plans in Progress	1
Waste Management Plans Pending Approval	0
Waste Management Plans Submitted for Final	0
Waste Management Plans Completed	2

Construction Waste Management Plan Online System (Green Halo) *Step-By-Step Guide*



Step 2 – Create and Submit a CWMP

Enter Project Name, Project Street Address and click on “Add Project”

Click on “Verify” to select City of Garden Grove



**Construction Waste Management Plan
Online System (Green Halo)
Step-By-Step Guide**



Step 2 – Create and Submit a CWMP

Enter project information:

- Permit #
- Building Type
- Start/End Date
- Project Value
- Square Footage
- Project Description
- Project Type
- Project Manager

Review information for accuracy and then click on “Next Step”

General Information *required fields

Project Name * Bathroom Remodel

Street Address * 11642 Lampson Ave

Apt/Suite #

Jurisdiction Garden Grove

State CA

Zipcode 92840

County ORANGE

[upload project images](#)

Project Information *required fields

Permit#: 20-0051 Permit is for

Permit/APN Number * Square Ft.(optional): Note:

[Add another permit](#)

Building Type * Residential

Tract Number (optional)

Start Date * 2020-06-06

End Date * 2021-07-23

Project Value * \$ 12,650

Square Footage * 48

Description * Bathroom Remodel

Project Type * Remodel

Project Managers - [add/edit](#)

No Project Managers.

Sub Contractors (optional) - [add/edit](#)

No sub contractors.

[NEXT STEP](#) >

Construction Waste Management Plan Online System (Green Halo) Step-By-Step Guide



1. Project Information | 2. Material Selection | 3. Transporter Method | 4. Facility Selection | 5. Complete & Review

← PREVIOUS STEP NEXT STEP →

Does your Project need to comply with LEED?
Learn more >>

ATTENTION
When requesting weight tickets from Republic Services, you must specify a weight ticket for a "Construction Project".

Materials List * Material does not count towards Recycling Totals

Materials	Reuse	Recycle	Dispose
Mixed C & D - Select Mixed C&D if you are commingling multiple non-hazardous materials into one bin, box, or truck. <small>Note: Commingling of multiple materials to be processed at registered facilities does not guarantee you will meet the recovery requirements. To ensure you comply with this jurisdiction's recovery requirements it's highly recommended that recyclable and/or reusable materials be source separated.</small>			
Mixed C & D Debris <small>(Mixed debris that is not source separated, but can be recycled must be brought to an authorized registered facility.)</small>	N/A	<input checked="" type="checkbox"/>	N/A
Source Separated Materials - Please identify any recyclable materials you will separate on-site for recycling. <small>Note: Separating any of the recyclable materials listed below from your Mixed C&D as clean materials will increase your recycling rate and your chances of complying with this jurisdiction's recovery requirements.</small>			
Appliances & Equipment <small>(All non-functional appliances, HVAC units, air handlers and restaurant equipment. *freon must be evacuated*)</small>	<input type="checkbox"/>	<input type="checkbox"/>	<input type="checkbox"/>
Asphalt - Pavement & Grinding <small>(Pavement and asphalt grindings. *EXCLUDES roofing materials*)</small>	<input type="checkbox"/>	<input type="checkbox"/>	<input type="checkbox"/>
Asphalt - Roofing <small>(Built up, torched down, and asphalt shingles. *For untreated wood shingles select "wood-clean". For foam roof select "Mixed C&D Debris".*)</small>	<input type="checkbox"/>	<input type="checkbox"/>	<input type="checkbox"/>
Bricks, Masonry & Stone Products <small>(Bricks, masonry, and stone products, including tile. *EXCLUDES ceramics*)</small>	<input type="checkbox"/>	<input type="checkbox"/>	<input type="checkbox"/>
Cardboard & Paper Products <small>(Corrugated cardboard, fiberboard, dunnage from packaging, shredded paper, and other paper materials.)</small>	<input type="checkbox"/>	<input type="checkbox"/>	<input type="checkbox"/>
Carpet & Padding <small>(Carpet scraps, foam, and related materials.)</small>	<input type="checkbox"/>	<input type="checkbox"/>	<input type="checkbox"/>
Ceiling Tiles <small>(Unpainted acoustic tiles.)</small>	<input type="checkbox"/>	<input type="checkbox"/>	<input type="checkbox"/>
Concrete <small>(Clean concrete with or without rebar.)</small>	<input type="checkbox"/>	<input type="checkbox"/>	N/A

Step 2 – Create and Submit a CWMP

For most projects, you will check "Mixed C&D". If you plan to separate materials, click on the materials under the "Source Separated Materials" section and select "Reuse" or "Recycled".

Select your hauling method (roll off service or self-haul) and agree to the Terms and Conditions. For Roll-Off Service, only one hauler, Republic Services, can provide this service.

Adding New Projects This plan will be submitted to: Garden Grove, CA [SAVE PLAN](#)

Step 3 of 5 - Bathroom Remodel - GR166-549-3616
Select the method of hauling that you want to use for your project.

1. Project Information | 2. Material Selection | 3. Transporter Method | 4. Facility Selection | 5. Complete & Review

← PREVIOUS STEP NEXT STEP →

Debris Box/Roll-Off Service

Debris Box/Roll-Off Service: I will use a Debris Box/Roll-Off service for hauling my debris.

I will be Self Hauling to an Approved Recycling Facility

Self Haul: I will haul away the materials in accordance with this Jurisdiction's self haul rules and regulations.

NEXT STEP →



Construction Waste Management Plan Online System (Green Halo) Step-By-Step Guide



Step 2 – Create and Submit a CWMP

For self-haul, only City authorized haulers can be obtained. Select from the list provided. Each type of material must be accounted for by choosing a facility.

ATTENTION
When requesting weight tickets from Republic Services, you must specify a weight ticket for a "Construction Project".

Mixed C & D Debris (recycle)

Available Registered Facilities - please identify one or more facilities your materials will be transported to

Facility	Carbon Footprint	Distance	Recycle Rate
<input type="checkbox"/> CR&R - Stanton Transfer and Material Recovery Facility (map) 11232 Knott Avenue Stanton, CA 90680 714-890-6300	1.31 lbs	3.54 mi	65
<input checked="" type="checkbox"/> Madison Materials (map) 1035 E. 4th Street Santa Ana, CA 92701 714-664-0159	1.72 lbs	4.64 mi	75
<input type="checkbox"/> Republic Services, Inc. - Consolidated Volume Transfer (CVT) (map) 1131 N. Blue Gum St. Anaheim, CA 92806 714-238-3301	1.82 lbs	4.90 mi	65
<input type="checkbox"/> Waste Management of Orange County (map) 2050 N Glassell Orange, CA 92865 714-282-0200	1.96 lbs	5.29 mi	65
<input type="checkbox"/> Tierra Verde Industries (map) 8065 Marine Way IRVINE, CA 92618 949-551-0363	4.84 lbs	13.06 mi	65
<input type="checkbox"/> American Industrial Services (map) 5626 Cherry Avenue Long Beach, CA 90805 800-500-3881	5.29 lbs	14.27 mi	77
<input type="checkbox"/> Construction and Demolition Recycling / Interior Removal Specialist, Inc. (map) 9309 Rayo Ave South Gate, CA 90280 323-357-6900	6.76 lbs	18.22 mi	74
<input type="checkbox"/> California Waste Services (map) 621 W 152 St Gardena, CA 90247 800-839-5550	7.67 lbs	20.69 mi	75

Construction Waste Management Plan Online System (Green Halo) Step-By-Step Guide



Step 2 – Create and Submit a CWMP

After reviewing the terms and conditions, check the box. Then type in your name and select your title. Once finished, click on “Submit Project for Approval”

Project: Bathroom Remodel

PROJECT INFORMATION	PROJECT STATISTICS	TRANSPORTER METHOD	RECOVERED MATERIALS	FACILITIES & TICKETS	BID SHEET	DATA BY PERMIT	FILES	MESSAGES & HISTORY	SUBMIT FOR APPROVAL
---------------------	--------------------	--------------------	---------------------	----------------------	-----------	----------------	-------	--------------------	---------------------



You Still Need To Submit Your Project for Approval By This Jurisdiction. Your Estimated Recovery Rate for this project complies with the requirements for this jurisdiction.

Green Halo recommends increasing material recovery to ensure that the project meets all requirements when completed. Consider:

1. Source separate recoverable materials from Disposal and Mixed C&D. (i.e. cardboard, clean wood, clean dirt, clean drywall, concrete, asphalt, metal, etc.)
2. Return to the planning stage and identify any additional materials that can be salvaged, donated, or reused.
3. Update the “Material Selection” tab with changes to the Demolition Debris Recovery Plan.

Read the Terms and Conditions

Building Permit Applicant Agrees To:

1. Comply with construction and demolition debris non-exclusive franchise (C&D NEF) hauling rules under the Garden Grove Sanitary District Code of Regulations Section 5.10.040 (<https://ggcity.org/pdf/pw/ggsdcodeofregulations2010.pdf>). Also see NOTE below*
2. Submit a complete Construction Waste Management Plan (CWMP) within 10 days of permitting process. Note: <http://gardengrove.wastetracking.com/> will delete ALL incomplete WRRPs after 45 days of inactivity
3. Submit weight tickets within two weeks prior to Final Inspection.
4. Allow 3-4 business days for processing all submittals.
5. Make all submittals via www.greenhalosystems.com (Paper submittals only applicable to applicants without access to computers)
6. Add greenhalosystems.com to email safe senders list to avoid email delays
7. Share the approved CWMP with project staff and subcontractors
8. Comply with Garden Grove Municipal Code Section 11.16.010 and obtain engineering permits for placement of equipment or materials on a public street or right of way for building construction or repair. For details on Street Permits, please see <https://ggcity.org/sites/default/files/street-permit-requirements.pdf> or call (714) 741-5887.

City will not issue permits without an approved CWMP.

Acceptance & Signature

*required fields

I have read and agree to the terms and conditions above

Note

Your Name * Raquel Manson

Title * I am the Contractor

Send me text confirmation to my Phone (optional)

SUBMIT PROJECT FOR APPROVAL

Construction Waste Management Plan Online System (Green Halo) Step-By-Step Guide



Step 3 – Uploading Weight Tickets for Final Review

Your approved plan will now be moved to Approved Section. Your Final Section will require uploading of weight tickets right after your job is completed.

To add tickets, click on “Add Tickets”

The screenshot displays the 'MY PROJECTS LIST' section of the Green Halo web application. At the top, there is a navigation bar with 'MY PROJECTS LIST' and 'ADD ANOTHER PROJECT'. Below this is a status filter bar with tabs for 'Overview', 'In Progress (1)', 'Submitted (0)', 'Approved (1)', 'Final (0)', and 'Completed (2)'. Two red arrows point to the 'ADD ANOTHER PROJECT' button and the 'Approved (1)' tab. The main content area features a map with a red location pin and a sidebar with 'Map' and 'Satellite' options. Below the map, project details are shown for '11642 Lampson Ave, Garden Grove, CA 92840'. A table of metrics is displayed, including Recycled Tonnage (0.00), Disposed Tonnage (0.00), Inert Recovery (0%), Non-Inert Recovery (0%), and Overall Diversion (0%). At the bottom of the metrics table, there are five buttons: 'Add Tickets (0)', 'Order Service', 'Post for Sale', 'Functions', and 'Submit for Final'. A red arrow points to the 'Add Tickets (0)' button. The status bar at the bottom indicates 'Status: Approved', 'Messages (0)', 'Date Created: 08/23/20', 'Date Approved: 08/23/20', and 'Days Active: 1'.

Construction Waste Management Plan Online System (Green Halo) Step-By-Step Guide



Bathroom Remodel: Add Ticket

Please select to enter either a Recycle and Dispose ticket, or a Salvage and Reuse ticket. Then proceed to enter all information associated with that ticket. Ticket may be uploaded as a PDF, JPEG, or GIF.

Single Ticket Entry Form

How to Upload Tickets

[PDF Image Separator](#)

MULTIPLE TICKETS ENTRY FORM
 Use this form to enter multiple ticket at one time. This form is only for **RECYCLING AND DISPOSAL TICKETS ONLY**, not for salvage and reuse.

Ticket Type Recycle and Dispose Salvage and Reuse

Material *

Facility *

Hauled By *
(if you hauled this load yourself enter Self Hauling, otherwise please enter the name of the company that hauled this load)

Ticket # *

Ticket Image * (please make sure all tickets are legible to avoid rejection)
 Waste Tickets.pdf

Ticket Date *
! You must select a date for the ticket

Weight *

Unit of measure * Tons Cubic Yards Pounds
Verify unit of measure for your ticket in tons, pounds or cubic yards. Entering the wrong unit of measure can result in your ticket or project being rejected.

Percentage (what percentage of this ticket is for this project?)

Submitted By *

Step 3 – Uploading Weight Tickets for Final Review

Enter project information:

- Ticket Type
- Material Type
- Facility
- Hauled by (Self-Hauling or Republic Services)
- Ticket #
- Ticket Date
- Weight (Net Weight)
- Unit of Measure
- Percentage of Ticket to Project
- Name

Uploading Ticket Options:

- PDF format
- Scanning Tickets
- Photos of Tickets

With any option used, ensure the tickets are legible. All tickets must show the Net Weight, Origin-Garden Grove and must be from an approved facility.

Tickets that reference MSW (trash) are non-acceptable.

After information is entered, and reviewed for accuracy, then click on "Submit Ticket"

CBSR environmental services **WEIGHMASTER CERTIFICATE**

the face of a greener generation

THIS IS TO CERTIFY that the following described commodity was weighed, measured, or counted by weighmaster, whose name/signature is on this certificate, who is a recognized authority of accuracy, as prescribed by Chapter 7 (commencing with Section 12700) of Division 5 of the California Business and Professions Code, administered by the Division of Measurement Standards of the California Department of Food and Agriculture.

TICKET NO. :	3287876	TRUCK NO. :	1	OR Transfer :	11232 Knott Ave Stanton, CA 90680 (714) 895-7970
WEIGHMASTER :	EDWARD	LICENSE :		TIMEIN :	09:11:14 AM
				TIMEDOUT :	09:11:14 AM
				DATE :	7/7/2020
CASH CUSTOMER / FLAT RATE :				GROSS Tons :	8.97
				TARE Tons :	5.50
				NET Tons :	3.47
CASH CUSTOMER / CONTAINER :	5.50			ADJUSTED Tons :	3.47
				DEPOSIT AMT :	\$0.00

Source :	QUANTITY	PRICE PER	COST
GARDEN GROVE	3.470 Tons	\$85.00	
CDP - C & D Public			
Fees :			

ORIGINAL

Tickets Must Have Following:

- Facility Information Listed
- Net Tonnage
- Origin/Source- Garden Grove Construction & Demolition (C&D, CDP)

Construction Waste Management Plan Online System (Green Halo) Step-By-Step Guide



Project Communication Center


SHARE THIS DOCUMENT go paperless, share plan online	EXPORT TO EXCEL export project data to excel	PDF VERSION convert plan to PDF document	PRINT TO LEED FORMS auto-populate LEED forms	TICKET UPLOAD ACCESS allow others to upload tickets	CARBON FOOTPRINT see this project's carbon footprint
---	--	--	--	---	--

Project: Bathroom Remodel GH166-549-3616

PROJECT INFORMATION	PROJECT STATISTICS	TRANSPORTER METHOD	RECOVERED MATERIALS	FACILITIES & TICKETS	BID SHEET	DATA BY PERMIT	FILES	MESSAGES & HISTORY	ADD TICKET	SUBMIT FOR FINAL
---------------------	--------------------	--------------------	---------------------	----------------------	-----------	----------------	-------	--------------------	------------	------------------

Submit

CONGRATULATIONS YOU JUST HELPED THE ENVIRONMENT!



YOUR PLAN MEETS THE JURISDICTION RECOVERY RATE OF 65.00%
WITH A PROJECT RATE OF 75.00%

This project will be submitted for Final Inspection to the Jurisdiction of Garden Grove. Please review the plan and verify that all tickets that apply to this plan have been entered. Once this plan is submitted no editing, changes or additions can be made to this plan. If your plan does not comply with the Jurisdiction of Garden Grove recovery rate of 65.00% please provide an explanation in the field listed below. You may also use this field to provide comments, notes or other issues specifically related to the completion of this project for review by the jurisdiction official.

Final Image: No file chosen (DO NOT UPLOAD RECYCLING RECEIPTS HERE)

Comments:

Submitted By *

Step 3 – Uploading Weight Tickets for Final Review

After all tickets have been entered, click on “Submit for Final”. City staff will review your tickets and when approved, you will receive an email confirmation from Green Halo.



Congratulations, your waste management plan has been submitted for **Final** to the jurisdiction of **Garden Grove, California**

Please allow up to 48 hours for review before contacting the Jurisdiction about further status. You will receive an email when your Waste Management Plan has been approved.

You now have the options to:

 Print this project.	 Share this document	 Continue to home page
---	---	---

City of Garden Grove- Approved Construction and Demolition Processing Facilities

Self-Hauling					Mixed C&D	Asphalt/Concrete	Brick/Masonry/Tile	Cardboard	Wood	Metals	Landscap Debris (Tree Trimmings)	Carpet	Greenwaste	Dirt	Gravel/Rocks	Glass	Drywall	Flooring	Appliances	Rebar	Tires
Facility	County	City	Address	Phone																	
CR&R. Inc.	Orange	Stanton	11232 Knott Ave	(714) 890-6300	X	X	X	X	X	X	X	X	X	X		X	X	X	X	X	
DBW Associates Inc.	Orange	Anaheim	3250 East Frontera St	(714) 630-8551					X												
Ewles Materials	Orange	Irvine	16881 Construction Cir W	(949) 552-6008		X															
Ewles Materials	Orange	Stanton	8182 Katella Ave.	(714) 894-0032		X															
Ewles Materials	Orange	SJC	32501 Ortega Hwy	(949) 728-0436		X															
Greenstone Materials, Inc.	Orange	SJC	31507 Ortega Hwy	(949) 728-0500		X	X		X	X	X		X	X						X	
Griffith Company	Orange	Irvine	11501 Jeffrey Rd	(800) 616-7625		X															
Madison Materials, Inc. / Warehouse	Orange	Santa Ana	1035 E. 4th St	(714) 664-0159	X	X	X	X	X	X	X	X	X	X	X	X	X	X	X	X	X
OC Recycling	Orange	Santa Ana	1601 E Edinger Ave	(714) 732-9253				X	X											X	
Rainbow Env. Services/Transfer	Orange	HB	17121 Nichols St	(714) 847-3581	X	X	X	X	X	X	X	X	X	X	X	X	X	X	X	X	X
Republic Services	Orange	Anaheim	1131 North Blue Gum St	(714) 238-3301	X	X	X	X	X	X		X	X	X		X	X	X	X	X	X
R.J. Noble	Orange	Orange	15505 Lincoln Ave	(714) 637-1550	X	X	X	X	X			X	X								
Robert's Waste & Recycling	Orange	Santa Ana	East 6th St	(714) 577-2533	X	X	X		X	X		X	X								
Tierra Verde EcoCentre	Orange	Irvine	7973 Irvine Blvd	(949) 551-0363	X	X	X	X	X	X	X	X	X	X	X	X	X	X		X	
Tierra Verde La Pata	Orange	SJC	31748 La Pinta Ave	(949) 728-0401				X		X		X									
WM - Sunset Environmental TS	Orange	Irvine	16122 Construction Cir E	(949) 654-1562	X	X	X	X	X			X				X	X	X	X	X	X
Southern California Disposal	Los Angeles	Santa Monica	1908 Frank St	(310) 828-6444		X		X	X	X				X	X		X				
American Reclamation	Los Angeles	Near Glendale	4560 Doran St	(323) 245-0125	X	X		X	X	X	X				X		X				
Cordova Construction Services	Los Angeles	Pacoima	12506 Montague St	(818) 896-0509		X						X									
LB Crushing	Los Angeles	Irwindale	13620 Live Oak Ln	(951) 691-0625		X	X														
Peck Road Gravel	Los Angeles	Monrovia	128 East Live Oak Avenue	(626) 574-1855		X									X						
Recycled Wood Products	Los Angeles	Pomoma	1313 East Philips Blv	(909) 868-6882						X		X	X								
25th Street Recycling	Los Angeles	Los Angeles	2121 East 25th Street	(323) 583-7913		X	X														
California Waste Services	Los Angeles	Gardena	621 West 152nd Street	(800) 839-5550	X	X		X	X	X			X				X				
Construction & Demolition Recycling Inc.	Los Angeles	South Gate	9309 Rayo Avenue	(323) 357-6900	X	X		X	X	X	X	X					X				
Direct Disposal	Los Angeles	Los Angeles	3720 Noakes Street	(323) 262-1604	X	X		X	X	X	X			X			X				
Downtown Diversion- WM	Los Angeles	Los Angeles	2424 East Olympic Boulevard, Bldg. 3	(213) 612-5005	X	X		X	X	X	X						X				
Freeway Building Materials	Los Angeles	Los Angeles	1124 South Boyle Ave	(323) 261-8904	Call for information related to selling materials.																
Greencycle	Los Angeles	Santa Fe Spring	12815 East Imperial Hwy	(562) 906-5223				X		X		X									
Southern California Architectural Salvage	Los Angeles	Los Angeles	1600 South Santa Fe Ave	(213) 623-3119	Call for information related to selling materials.																
American Industrial Services	Long Beach	Long Beach	5626 Cherry Ave	(800) 500-3881		X		X	X	X	X			X	X		X				
Hanson Aggregates	Long Beach	Long Beach	6956 Cherry Ave	(626) 856-6700 Option 1		X				X					X						
Hanson Aggregates	Long Beach	Long Beach	2850 California Ave	(626) 856-6700 Option 1		X				X					X						

Roll Off Containers

Republic Services is the City of Garden Grove's exclusive franchisee. Containers can only be rented from Republic Services. *When ordering containers from Republic Services be sure to inform that the container is needed for a **"Construction Project"** This will assure the generation of a Weigh Ticket which you are required to submit at the end of the project for sign off.* For more information, call (714) 238-3300.